

# ONYX APARTMENTS FIXTURES AND FINISHES GUIDE.



THE INTERIORS  
OF **ONYX** DRAW  
INSPIRATION  
FROM THE LOCAL  
SURROUNDS.  
THE TEXTURAL  
DARKENED JOINERY  
AND CONTRASTING  
PALETTE DELIVER  
A CLASSIC SENSE  
OF DRAMA.

---

#### CONTENTS

- 4 Features
  - 8 External
  - 9 Internal
  - 14 Fixtures and Fittings
  - 18 General
-



# FEATURES



## OVEN

**Item:** Smeg linear 60cm oven  
**Location:** Kitchen  
**Finish:** Black glass and satin finish stainless steel

The black glass finish to this 60L capacity, 7 cooking function oven from Smeg, ensures it fits seamlessly into the custom designed dark timber laminate joinery. When combined with the feature matt black brick tile splashback and the concealed rangehood; this oven helps to create a cooker zone reminiscent of the traditional kitchens of the many period homes in West End.



## BRASS HANDLES

**Item:** Joinery pulls  
**Location:** Kitchen  
**Finish:** Blackened brass

Traditional blackened brass joinery pulls, with a patina-look finish and feel, provide an element of richness and warmth to the dark, moody palette of the kitchen.



## PLY SHELF

**Item:** Ply shelf  
**Location:** Kitchen  
**Finish:** Birch plywood

Inspired by the many local cafés and boutiques; the birch plywood shelf with its exposed edge laminations adds another layer of texture to the kitchen, while creating an ideal area for display.



## TIMBER FLOORING

**Item:** Royal oak timber flooring  
**Location:** Kitchen and living (optional)  
**Finish:** French grey

The Royal Oak French Grey timber flooring, with its beautiful natural tonal variations, lends a softness to perfectly counterbalance the high contrast palette of the interior.



## FREESTANDING BASIN

**Item:** Freestanding basin  
**Location:** Bathroom and ensuite  
**Finish:** 100% acrylic solid surface  
**Colour:** White

Positioned below the custom designed mirror cabinet, the strong sculptural form of the white pedestal basin adds a moment of freshness to the warm greys and matt black brick tiles of the bathroom.



## BATHROOM PENDANT

**Item:** Feature light  
**Location:** Bathroom and ensuite  
**Finish:** Timber

These custom turned timber pendants add a sense of warmth and texture to an otherwise sleek and monochromatic bathroom design. Handcrafted locally; no two pendants are identical.























# EXTERNAL

## GENERAL


Location:	Sample:	Detail:
ROOF		Metal deck <b>Colour:</b> Woodland grey
WALLS		Render <b>Colour:</b> Light grey
LOWER LEVEL SURROUNDS		Render <b>Colour:</b> White
UPPER LEVEL SURROUNDS / LOUVRES		Render <b>Colour:</b> Dark
UPPER LEVEL FEATURE BATTENS		Powdercoat steel <b>Colour:</b> Black / charcoal
PAVERS AND STEPS		Grey paving
TERRACES		Porcelain tiles <b>Colour:</b> Osaka
ALUMINIUM / STEEL WINDOWS AND DOORS		Powdercoat <b>Colour:</b> Black
GARAGE DOOR		Metal <b>Colour:</b> Black
LATTICE / PRIVACY SCREEN		Timber finish
BALUSTRADES		Framed glass <b>Colour:</b> Black

# INTERNAL

## GENERAL

Location:	Sample:	Detail:
CEILING		Exposed Concrete (excluding level 5) <b>Colour:</b> Natural Grey
WALLS / SKIRTING		Painted plaster <b>Colour:</b> Vivid white
INTERNAL DOORS		Applied paint finish (dark option) <b>Colour:</b> White rhino
		Applied paint finish (light option) <b>Colour:</b> Vanilla quake
ENTRY DOORS		Applied paint finish (dark option) <b>Colour:</b> White rhino
		Applied paint finish (light option) <b>Colour:</b> Vanilla quake


## ENTRY

Location:	Sample:	Detail:
FLOOR		Timber <b>Colour:</b> French grey

## LIVING










Location:	Sample:	Detail:
FLOOR		Carpet (dark option) <b>Colour:</b> Dark
		Carpet (light option) <b>Colour:</b> Light
		Timber (optional) <b>Colour:</b> French grey

## KITCHEN






Location:	Sample:	Detail:
FLOOR		Timber <b>Colour:</b> French grey

# INTERNAL








## KITCHEN

Location:	Sample:	Detail:
BENCH TOP		Reconstituted stone <b>Colour:</b> Dark scheme
		Reconstituted stone <b>Colour:</b> Light scheme
SPLASHBACK		Porcelain brick tiles <b>Colour:</b> Dark scheme
		Ceramic tiles <b>Colour:</b> Light scheme
		Mirror
CABINETRY		Timber look laminate <b>Colour:</b> Dark scheme
		Timber look laminate <b>Colour:</b> Light scheme
JOINERY PULLS		Blackened brass
SHELF		Plywood <b>Colour:</b> Natural finish







## LAUNDRY

Location:	Sample:	Detail:
FLOOR		Porcelain tiles <b>Colour:</b> Osaka
BENCH TOP		Laminate <b>Colour:</b> Dark scheme
		Laminate <b>Colour:</b> Light scheme
SPLASHBACK		Porcelain tiles
CABINETRY (INTERNALS)		Melamine board <b>Colour:</b> White

## ENSUITE / BATHROOM

Location:	Sample:	Detail:
FLOOR / SELECTED WALLS		Porcelain tiles <b>Colour:</b> Dark scheme
		Ceramic tile <b>Colour:</b> Light scheme
LEDGE		Porcelain tiles <b>Colour:</b> Dark scheme
		Ceramic tiles <b>Colour:</b> Light scheme
SHAVING CABINET		Timber look laminate <b>Colour:</b> Bianco
		Mirror
SHOWER SCREEN		Framed safety glass <b>Colour:</b> Clear <b>Frame:</b> Stainless steel

## BEDROOMS

Location:	Sample:	Detail:
FLOOR		Carpet <b>Colour:</b> Dark scheme
		Carpet <b>Colour:</b> Light scheme
FEATURE WALL COLOUR		Paint finish <b>Colour:</b> Dark scheme
		Paint finish <b>Colour:</b> Light scheme
ROBES (INTERNALS)		Melamine board <b>Colour:</b> White
ROBES (FRONT)		Painted Finish <b>Colour:</b> Vivid white





# FIXTURES AND FITTINGS

## APPLIANCES

Location:	Sample:	Detail:
OVEN		SMEG linear 60L oven <b>Finish:</b> Black
		SMEG linear 60L oven <b>Finish:</b> White
RANGEHOOD		Concealed undermount rangehood <b>Finish:</b> Satin stainless steel
COOKTOP		4 burner electric <b>Finish:</b> Glass
DISHWASHER		Fully integrated dishwasher <b>Finish:</b> To match cabinetry

## SANITARY WARE

### KITCHEN

Location:	Sample:	Detail:
UNDERMOUNTED SINK		<b>Finish:</b> Stainless steel
SINK MIXER		<b>Finish:</b> Chrome

### LAUNDRY

Location:	Sample:	Detail:
SINK MIXER		<b>Finish:</b> Chrome
DROP IN TROUGH		<b>Finish:</b> Stainless steel

### ENSUITE / BATHROOM

Location:	Sample:	Detail:
BASIN		Freestanding 100% acrylic solid surface <b>Colour:</b> White







# FIXTURES AND FITTINGS

## ENSUITE / BATHROOM

Location:	Sample:	Detail:
BASIN TAP		Basin <b>Colour:</b> Chrome
TOILET		Floor mount toilet suite <b>Colour:</b> White ceramic pan
TOILET ROLL HOLDER		<b>Finish:</b> Chrome
SHOWER		On wall <b>Finish:</b> Chrome
SHOWER MIXER		<b>Finish:</b> Chrome
BATH TOWEL RAIL		<b>Finish:</b> Chrome

## LIGHTING

Location:	Sample:	Detail:
GENERAL		Black track lighting
ENSUITE / BATHROOM		Single pendant to each bathroom
CORRIDOR LIGHTING		Recessed directional downlights
CORRIDOR LIGHTING		LED lighting

# GENERAL

## EXTERIOR

Location:	Detail:
DRIVEWAY	Concrete driveway

## INTERIOR DETAILS

Location:	Detail:
WALLS	Painted plaster walls throughout
CEILINGS	Exposed concrete soffit typically excluding bathrooms, entry and bulkheads (excluding level 5 – painted plaster ceiling only)
DOOR HARDWARE	Lever handles to internal doors <b>Colour:</b> Chrome
SLIDING DOORS AND WINDOWS	Single glazed commercial aluminium
KITCHEN	Integrated refrigerator cavity provided only <b>Optional:</b> Refrigerator supply
ROBES	Quality interior design fitout

## SERVICES

Location:	Detail:
PARKING	Secure basement, storage and communal bike parking
LIFT	Servicing all levels
SECURITY	Keyless entry to main building with video intercom Remote control access to basement garage
HEATING AND COOLING	Reverse cycle heating and cooling to living room and bedrooms
ELECTRICAL	<b>Living room:</b> Television, telephone points and pay tv <b>Master bedroom:</b> Telephone and television points

All information, plans, dimensions, images, including artists impressions and computer generated images and particulars herein whether by measurement or visual representation are for general information only and do not constitute any representation by the Vendor or by its Agents or representatives. No warranty is given either expressly or implied and all interested parties should not rely on the information contained herein. Statements, images, and representations are indicative only. Changes may be made during the further planning or development stages of any development and dimensions, fittings, finishes, ongoing costs and specifications and representations are subject to change without notice. Whilst all reasonable care has been taken in providing this information the Developer and its related companies and their representatives, consultants and agents accept no responsibility for the accuracy of any information contained herein or for any action taken in reliance thereon by any party whether purchaser, potential purchaser or otherwise. The information contained in this material is a guide only and does not constitute an offer, inducement, representation, warranty or contract.

brochure design by redrobbydesign.com



ARTIST'S IMPRESSION

BATHROOMS Modern and stylish with softly framed mirrors



