

COLLINS & QUEEN

FINISHES

CREATED BY









BPM



ARTIST'S IMPRESSION






EXTERNAL

GENERAL



LOCATION:	SAMPLE:	DETAIL:
ROOF		CONCRETE COLOUR: LIGHT GREY
CONCRETE WALLS		CONCRETE COLOUR: LIGHT GREY
EXTERNAL WALLS		RENDER COLOUR: CHARCOAL
BALCONY / TERRACE FLOORS		CERAMIC TILES COLOUR: CHARCOAL
WINDOWS AND DOORS		POWDERCOAT ALUMINIUM COLOUR: CHARCOAL
GARAGE DOOR		COLORBOND COLOUR: CHARCOAL
BALCONY BALUSTRADES TYPE 1		FRAMED GREY GLASS COLOUR: CHARCOAL
BALCONY BALUSTRADES TYPE 2		METAL POSTS COLOUR: CHARCOAL

INTERNAL

GENERAL

LOCATION:	SAMPLE:	DETAIL:
CEILING		PAINTED PLASTER COLOUR: NATURAL WHITE
WALLS		PAINTED PLASTER COLOUR: NATURAL WHITE
SKIRTING		TIMBER COLOUR: NATURAL WHITE
INTERNAL DOORS		TIMBER COLOUR: NATURAL WHITE
ENTRY DOORS		TIMBER COLOUR: NATURAL WHITE










ENTRY

LOCATION:	SAMPLE:	DETAIL:
FLOOR		ENGINEERED TIMBER COLOUR: CARMAGUE
COAT CUPBOARD		TIMER LOOK LAMINATE COLOUR: WHITE



LIVING

LOCATION:	SAMPLE:	DETAIL:
FLOOR	 	CARPET COLOUR: LIGHT GREY ENGINEERED TIMBER (OPTIONAL) COLOUR: CARMAGUE




KITCHEN

LOCATION:	SAMPLE:	DETAIL:
FLOOR		ENGINEERED TIMBER COLOUR: CARMAGUE
BENCH TOP	 	RECONSTITUTED STONE DARK COLOUR SCHEME: RAVEN RECONSTITUTED STONE LIGHT COLOUR SCHEME: SNOW
SPLASHBACK		CERAMIC BRICK TILES COLOUR: WHITE
CABINETRY		TIMBER LOOK LAMINATE COLOUR: WHITEWASHED OAK
JOINERY PULLS	 	POWDERCOAT DARK COLOUR SCHEME: CHARCOAL POWDERCOAT LIGHT COLOUR SCHEME: WHITE
OVERHEAD CABINETRY	 	TIMBER LOOK LAMINATE DARK COLOUR SCHEME: CHARCOAL TIMBER LOOK LAMINATE LIGHT COLOUR SCHEME: WHITE



FEATURE SCREENS

	POWDERCOAT ALUMINIUM DARK COLOUR SCHEME: CHARCOAL
	POWDERCOAT ALUMINIUM LIGHT COLOUR SCHEME: WHITE





FRAMED GLASS SHELVES

	LAMINATE FRAME DARK COLOUR SCHEME: CHARCOAL
	LAMINATE FRAME LIGHT COLOUR SCHEME: WHITE
	POLISHED WIRE CLEAR GLASS




TEA TOWEL RAIL

	DARK COLOUR SCHEME: CHARCOAL
	LIGHT COLOUR SCHEME: WHITE





LAUNDRY

LOCATION:	SAMPLE:	DETAIL:
CABINETRY FRONT <i>ADJACENT TO KITCHEN</i>		TIMBER LOOK LAMINATE COLOUR: WHITE WASHED OAK
<i>STANDALONE</i>		TIMBER LOOK LAMINATE COLOUR: WHITE
FLOOR	 	CERAMIC TILES DARK COLOUR SCHEME: CHARCOAL CERAMIC TILES LIGHT COLOUR SCHEME: LIGHT GREY




ENSUITE / BATHROOM

LOCATION:	SAMPLE:	DETAIL:
FLOOR / SELECTED WALLS	  	CERAMIC TILES DARK COLOUR SCHEME: CHARCOAL CERAMIC TILES LIGHT COLOUR SCHEME: LIGHT GREY CERAMIC BRICK TILES COLOUR: WHITE

ENSUITE / BATHROOM






LOCATION:	SAMPLE:	DETAIL:
WALLS		PAINTED PLASTER COLOUR: NATURAL WHITE
SHAVING CABINET		MIRROR
SHOWER SCREEN		FRAMED CLEAR SAFETY GLASS DARK COLOUR SCHEME: CHARCOAL
		FRAMED CLEAR SAFETY GLASS LIGHT COLOUR SCHEME: WHITE

BEDROOMS

LOCATION:	SAMPLE:	DETAIL:
FLOOR		CARPET COLOUR: LIGHT GREY
ROBES {FRONT}		PAINT FINISH COLOUR: NATURAL WHITE
ROBES {INTERNALS}		MELAMINE BOARD COLOUR: WHITE


FIXTURES AND FITTINGS

APPLIANCES







LOCATION:	SAMPLE:	DETAIL:
OVEN		SMEG 60CM ELECTRIC OVEN FINISH: SATIN STAINLESS STEEL
RANGEHOOD		SMEG CONCEALED UNDERMOUNT RANGEHOOD FINISH: SATIN STAINLESS STEEL
COOKTOP		SMEG 4 BURNER GAS COOKTOP FINISH: SATIN STAINLESS STEEL
DISHWASHER		FISHER & PAYKEL FULLY INTEGRATED DISHDRAWER FINISH: TO MATCH CABINETRY
REFRIGERATOR (OPTIONAL)		OPTIONAL FISHER & PAYKEL FULLY INTEGRATED REFRIGERATOR - 403L FINISH: WHITE

SANITARY WARE

KITCHEN

LOCATION:	SAMPLE	DETAIL:
UNDERMOUNTED SINK		FINISH: STAINLESS STEEL
SINK MIXER		DARK COLOUR SCHEME: BLACK
		LIGHT COLOUR SCHEME: WHITE

ENSUITE / BATHROOM

LOCATION:	SAMPLE:	DETAIL:
BASIN		SOLID SURFACE COLOUR: WHITE
BASIN TAP		DARK COLOUR SCHEME: BLACK LIGHT COLOUR SCHEME: WHITE
TOILET		FLOOR MOUNT TOILET SUITE COLOUR: WHITE
TOILET ROLL HOLDER		DARK COLOUR SCHEME: BLACK LIGHT COLOUR SCHEME: WHITE
SHOWER		ADJUSTABLE SHOWER ROSE ON RAIL DARK COLOUR SCHEME: BLACK ADJUSTABLE SHOWER ROSE ON RAIL LIGHT COLOUR SCHEME: WHITE
SHOWER MIXER		DARK COLOUR SCHEME: BLACK LIGHT COLOUR SCHEME: WHITE

BATH TOWEL RAIL



DARK COLOUR SCHEME: BLACK

LIGHT COLOUR SCHEME: WHITE




SHOWER SHELF



DARK COLOUR SCHEME: BLACK

LIGHT COLOUR SCHEME: WHITE

LIGHTING

LOCATION:	SAMPLE:	DETAIL:
GENERAL		RECESSED DOWNLIGHTS
ENSUITE / BATHROOM		FEATURE PENDANT DARK COLOUR SCHEME: RED FEATURE PENDANT LIGHT COLOUR SCHEME: TURQUOISE
KITCHEN		SURFACE MOUNTED TRACK LIGHTS DARK COLOUR SCHEME: BLACK SURFACE MOUNTED TRACK LIGHTS LIGHT COLOUR SCHEME: WHITE

GENERAL

EXTERIOR

LOCATION:	DETAIL:
DRIVEWAY	COLOURED CONCRETE

INTERIOR DETAILS

LOCATION:	DETAIL:
WALLS	PAINTED PLASTER WALLS THROUGHOUT

CEILINGS	PAINTED PLASTER THROUGHOUT SQUARE SET CORNICE
----------	--

DOOR HARDWARE	LEVER HANDLES TO INTERNAL DOORS FINISH: BRUSHED STAINLESS STEEL
---------------	--

SLIDING DOORS AND WINDOWS	PERFORMANCE GLASS COMMERCIAL ALUMINIUM
------------------------------	---

KITCHEN	INTEGRATED REFRIGERATOR CAVITY PROVIDED ONLY REFRIGERATOR SUPPLY OPTIONAL
---------	--

ROBES	SLIDING DOORS QUALITY INTERIOR DESIGN FITOUT
-------	---

SERVICES

LOCATION:	DETAIL:
PARKING	SECURE BASEMENT PARKING WITH STORAGE AND BIKE RACKS

LIFTS	ACCESS TO ALL LEVELS
-------	----------------------

SECURITY	KEYLESS ENTRY TO MAIN BUILDING WITH AUDIO INTERCOM REMOTE CONTROL ACCESS TO BASEMENT CAR PARK
----------	--

HEATING AND COOLING	REVERSE CYCLE HEATING AND COOLING TO LIVING ROOM HEATING PANELS TO BEDROOMS
---------------------	--

ELECTRICAL	LIVING ROOM: TELEVISION, TELEPHONE POINT AND PAY TV MASTER BEDROOM: TELEPHONE AND TELEVISION POINT
------------	---

HOT WATER	SOLAR BOOSTED CENTRALISED GAS SYSTEM
-----------	---

BATHROOM EXHAUST	MECHANICALLY VENTED TO EXTERIOR
------------------	---------------------------------



ARTIST'S IMPRESSION

All information, plans, dimensions, images, including artists impressions and computer generated images and particulars herein whether by measurement or visual representation are for general information only and do not constitute any representation by the Vendor or by its Agents or representatives. No warranty is given either expressly or implied and all interested parties should not rely on the information contained herein. Statements, images and representations are indicative only. Changes may be made during the further planning or development stages of any development and dimensions, fittings, finishes, ongoing costs and specifications and representations are subject to change without notice. Whilst all reasonable care has been taken in providing this information the Developer and its related companies and their representatives, consultants and agents accept no responsibility for the accuracy of any information contained herein or for any action taken in reliance thereon by an party whether purchaser, potential purchaser or otherwise.

The information contained in this material is a guide only and does not constitute an offer, inducement, representation, warranty or contract.

BPM

WWW.COLLINSANDQUEEN.COM.AU