



ESCENT

FINISHES

Created by








BPM



Artist's impression






EXTERNAL

GENERAL

Location:	Sample:	Detail:
Concrete Walls		Concrete Colour: light grey
External Walls		Render Colour: charcoal
Balcony / Terrace Floors		Ceramic tiles Colour: charcoal
Windows and Doors		Powdercoat aluminium Colour: charcoal
Garage Door		Perforated metal Colour: charcoal
Screens		Framed grey glass Colour: charcoal
Balcony Balustrades		Metal posts Colour: charcoal

INTERNAL

GENERAL

Location:	Sample:	Detail:
Ceiling		Painted plaster Colour: natural white
Walls		Painted plaster Colour: natural white
Skirting		Timber Colour: natural white
Internal Doors		Timber Colour: natural white
Entry Doors		Timber Colour: natural white

ENTRY

Location:

Sample:

Detail:

Floor



Engineered timber
Colour: carmague

LIVING

Location:

Sample:

Detail:

Floor



Carpet
Colour: light grey



Engineered timber (optional)
Colour: carmague

KITCHEN

Location:

Sample:

Detail:

Floor




Engineered timber
Colour: carmague

Bench Top



Reconstituted stone
Dark colour scheme: raven



Reconstituted stone
Light colour scheme: snow

Splashback



Ceramic brick tiles
Colour: white

Cabinetry



Timber look laminate
Colour: whitewashed oak

Joinery Pulls



Powdercoat
Dark colour scheme: charcoal



Powdercoat
Light colour scheme: white

Overhead Cabinetry



Laminate
Dark colour scheme: charcoal



Laminate
Light colour scheme: white

Feature Screens



Powdercoat aluminium
Dark colour scheme: charcoal



Powdercoat aluminium
Light colour scheme: white

Framed Glass Shelves



Laminate frame
Dark colour scheme: charcoal



Laminate frame
Light colour scheme: white



Polished wire clear glass

Tea Towel Rail



Dark colour scheme: charcoal



Light colour scheme: white

LAUNDRY

Location:

Sample:

Detail:

Cabinetry Front

adjacent to kitchen



Timber look laminate
Colour: white washed oak

Standalone



Timber look laminate
Colour: white

Floor



Ceramic tiles
Dark colour scheme: charcoal



Ceramic tiles
Light colour scheme: light grey

ENSUITE / BATHROOM

Location:

Sample:

Detail:

Floor / Selected Walls




Ceramic tiles
Dark colour scheme: charcoal







Ceramic tiles
Light colour scheme: light grey

Feature Wall






Ceramic brick tiles
Colour: white

ENSUITE / BATHROOM






Location:	Sample:	Detail:
Walls		Painted plasterboard colour: natural white
Shaving cabinet		Mirror
Shower screen		Framed clear safety glass dark colour scheme: charcoal
		Framed clear safety glass Light colour scheme: white

BEDROOMS



Location:	Sample:	Detail:
Floor		Carpet colour: light grey
Robes (front)		Paint finish Colour: natural white
Robes (internals)		Melamine board Colour: white

FIXTURES AND FITTINGS

APPLIANCES

Location:	Sample:	Detail:
Oven		Smeg 60cm electric oven Finish: satin stainless steel Black/White glass and satin Finish: stainless steel
Rangehood		Concealed undermount rangehood Finish: satin stainless steel
Cooktop		4 burner electric Finish: satin stainless steel
Dishwasher		Fisher & paykel fully integrated dishdrawer Finish: to match cabinetry
Refrigerator (optional)		Optional fisher & paykel fully integrated refrigerator - 403l Finish: white

SANITARY WARE KITCHEN

Location:	Sample	Detail:
Undermounted sink		Finish: stainless steel
Sink mixer		Dark colour scheme: black
		Light colour scheme: white

ENSUITE / BATHROOM

Location:

Sample:

Detail:

Basin



Solid surface
Colour: white

Basin Tap



Dark colour scheme: black

Light colour scheme: white

Toilet



Floor mount toilet suite
Colour: white

Toilet Roll Holder



Dark colour scheme: black

Light colour scheme: white

Shower



Adjustable shower rose on rail
Dark colour scheme: black

Adjustable shower rose on rail
Light colour scheme: white

Shower Mixer



Dark colour scheme: black

Light colour scheme: white

Bath Towel Rail



Dark colour scheme: black

Light colour scheme: white

Shower Shelf



Dark colour scheme: black

Light colour scheme: white

LIGHTING

Location:

Sample:

Detail:

General



Recessed downlights

Ensuite / bathroom



Feature pendant
Dark colour scheme: red

Feature pendant
Light colour scheme: turquoise

Kitchen



Surface mounted track lights
Dark colour scheme: black

Surface mounted track lights
Light colour scheme: white

GENERAL

EXTERIOR

Location:	Detail:
Driveway	Coloured concrete

INTERIOR DETAILS

Location:	Detail:
Walls	Painted plasterboard throughout

Ceilings	Painted plasterboard throughout Square set cornice
-----------------	---

Door Hardware	Lever handles to internal doors Finish: brushed stainless steel
----------------------	--

Sliding Doors And Windows	Performance glass Commercial aluminium
----------------------------------	---

Kitchen	Refrigerator cavity provided only Refrigerator supply optional
----------------	---

Robes	Sliding doors Quality interior design fitout
--------------	---

SERVICES

Location:	Detail:
Parking	Secure undercover parking with storage and bike racks

Lifts	Access to all levels
--------------	----------------------

Security	Keyless entry to main building with audio intercom Remote control access to car park
-----------------	---

Heating And Cooling	Reverse cycle heating and cooling to living room and bedroom(s)
----------------------------	---

Electrical	Living room: television and telephone point Master bedroom: telephone and television point
-------------------	---

Bathroom Exhaust	Mechanically vented to exterior
-------------------------	---------------------------------



Artist's impression

All information, plans, dimensions, images, including artists impressions and computer generated images and particulars herein whether by measurement or visual representation are for general information only and do not constitute any representation by the Vendor or by its Agents or representatives. No warranty is given either expressly or implied and all interested parties should not rely on the information contained herein. Statements, images and representations are indicative only. Changes may be made during the further planning or development stages of any development and dimensions, fittings, finishes, ongoing costs and specifications and representations are subject to change without notice. Whilst all reasonable care has been taken in providing this information the Developer and its related companies and their representatives, consultants and agents accept no responsibility for the accuracy of any information contained herein or for any action taken in reliance thereon by an party whether purchaser, potential purchaser or otherwise. The information contained in this material is a guide only and does not constitute an offer, inducement, representation, warranty or contract.

Created by
BPM